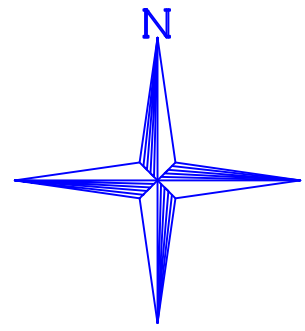
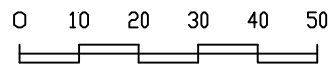
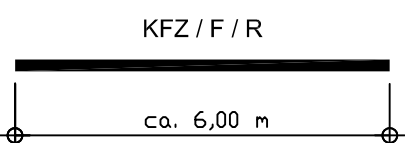


# PLANZEICHNUNG (TEIL A)

Maßstab 1: 1000



## STRASSENQUERSCHNITTE 1: 100



## SCHNITT A - B

### LEGENDE :

- KFZ Kraftfahrzeuge
- F Fußgänger
- R Radfahrer